

**Tannin****56I700370****50 - 300 mg/L Tannin****Material**

<b>Reagents</b>	<b>Packaging Unit</b>	<b>Part Number</b>
Tannin Indicator TN1	Powder / 50 g	56P014650
Tannin Titrant TN2	65 mL	56L019965

The following accessories are required.

<b>Accessories</b>	<b>Packaging Unit</b>	<b>Part Number</b>
Syringe, plastic, 20 mL	1 pc.	56A006501
Titration jar with cap, plastic, 60 mL	1 pc.	56A006701

**Application List**

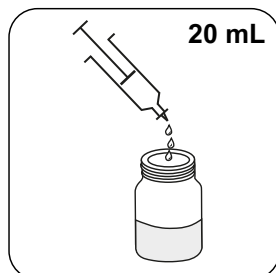
- Cooling Water
- Boiler Water

**Notes**

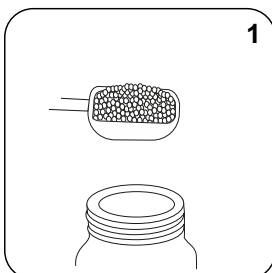
1. Colours may vary depending on sample and test conditions.
2. Tannin is the name for lignin type compounds and therefore the factor in this method is of a general nature in line with the type of products in general use.
3. It is not necessary for all of the Tannin Indicator TN1 to dissolve.



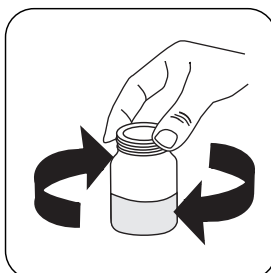
## Determination of Tannin in boiler water



Fill the jar with **20 mL** of the cooled sample.



Add **1 measuring scoop(s) Tannin Indicator TN1**.




Swirl to mix.



**Attention!** Record the number of drops that will be added.

**Note:** Make sure to swirl the jar after adding each drop!



Add **Tannin Titrant TN2** drop by drop to the sample until colouration turns from **colourless to pink**.



The color should persist for at least **10** seconds.

**Calculate test result: Tannin (as Tannin) mg/L = Number of drops x 10**