



Chlorine HR (KI) T

M105

5 - 200 mg/L Cl₂

CLHr

KI / Acid

Instrument specific information

The test can be performed on the following devices. In addition, the required cuvette and the absorption range of the photometer are indicated.

Instrument Type	Cuvette	λ	Measuring Range
MD50, MD 100, MD 110, MD 600, MD 610, MD 640, Multi-Direct	ø 16 mm	530 nm	5 - 200 mg/L Cl ₂
SpectroDirect, XD 7000, XD 7500	ø 16 mm	470 nm	5 - 200 mg/L Cl ₂

Material

Required material (partly optional):

Reagents	Packaging Unit	Part Number
Chlorine HR (KI)	Tablet / 100	513000BT
Chlorine HR (KI)	Tablet / 250	513001BT
Acidifying GP	Tablet / 100	515480BT
Acidifying GP	Tablet / 250	515481BT
Set Chlorine HR (KI)/Acidifying GP 100 Pc. #	100 each	517721BT
Set Chlorine HR (KI)/Acidifying GP 250 Pc. #	250 each	517722BT
Chlorine HR (KI)	Tablet / 100	501210
Chlorine HR (KI)	Tablet / 250	501211

Application List

- Waste Water Treatment
- Disinfection Control
- Boiler Water
- Cooling Water
- Raw Water Treatment

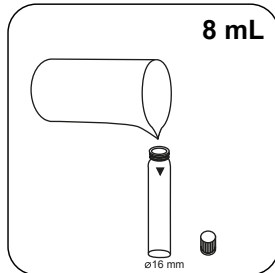




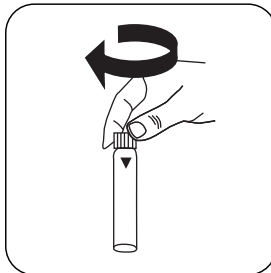
Determination of Chlorine HR (KI) with Tablet

Select the method on the device.

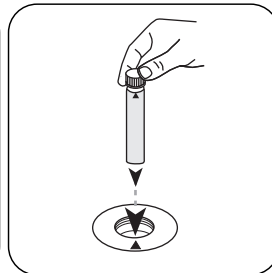
For this method, a ZERO measurement does not have to be carried out every time on the following devices: XD 7000, XD 7500




Fill 16 mm vial with **8 mL sample**.



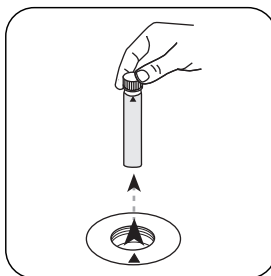
Close vial(s).



Place **sample vial** in the sample chamber. • Pay attention to the positioning.

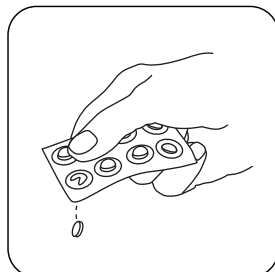


Press the **ZERO** button.

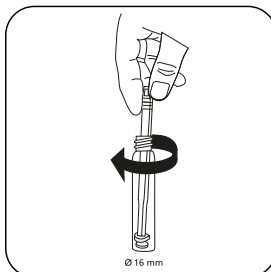


Remove **vial** from the sample chamber.

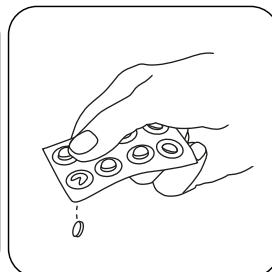
For devices that require **no ZERO measurement**, start here.



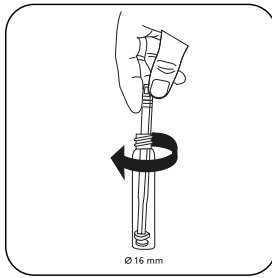
Add **Chlorine HR (KI) tablet**.



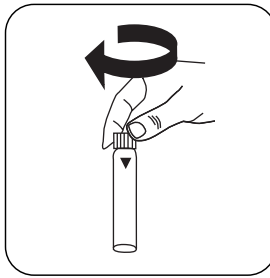
Crush tablet(s) by rotating slightly.



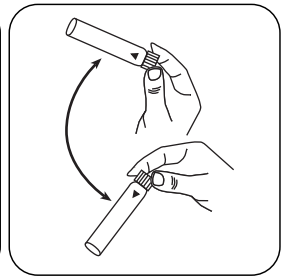
Add **ACIDIFYING GP tablet**.



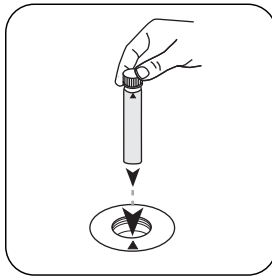
Crush tablet(s) by rotating slightly.



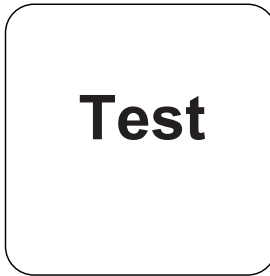
Close vial(s).



Dissolve tablet(s) by inverting.



Place **sample vial** in the sample chamber. • Pay attention to the positioning.



Press the **TEST** (XD: **START**) button.

The result in mg/L Chlorine appears on the display.



Chemical Method

KI / Acid

Appendix

Calibration function for 3rd-party photometers

$$\text{Conc.} = a + b \cdot \text{Abs} + c \cdot \text{Abs}^2 + d \cdot \text{Abs}^3 + e \cdot \text{Abs}^4 + f \cdot \text{Abs}^5$$

	ø 16 mm
a	$-3.51241 \cdot 10^{-1}$
b	$8.04513 \cdot 10^{-1}$
c	$1.53448 \cdot 10^{+0}$
d	
e	
f	

Interferences

Persistent Interferences

- All oxidising agents in the samples react like chlorine, which leads to higher results.

Method Validation

Limit of Detection	1.29 mg/L
Limit of Quantification	3.86 mg/L
End of Measuring Range	200 mg/L
Sensitivity	83.96 mg/L / Abs
Confidence Intervall	1.14 mg/L
Standard Deviation	0.45 mg/L
Variation Coefficient	0.45 %

Derived from

EN ISO 7393-3

* including stirring rod, 10 cm