

## Sulphate T

M355

5 - 100 mg/L SO<sub>4</sub><sup>2-</sup>

### Bariumsulphate Turbidity

#### Instrument specific information

The test can be performed on the following devices. In addition, the required cuvette and the absorption range of the photometer are indicated.

Instrument Type	Cuvette	$\lambda$	Measuring Range
MD 600, MD 610, MD 640, MultiDirect, PM 620, PM 630, XD 7000, XD 7500	ø 24 mm	610 nm	5 - 100 mg/L SO <sub>4</sub> <sup>2-</sup>

#### Material

Required material (partly optional):

Reagents	Packaging Unit	Part Number
Sulfate Turbidity	Tablet / 100	515450BT
Sulfate Turbidity	Tablet / 250	515451BT
ValidCheck Sulfat 75 mg/l	1 pc.	48311325

#### Application List

- Waste Water Treatment
- Cooling Water
- Drinking Water Treatment
- Raw Water Treatment

#### Notes

1. Sulphate causes a finely distributed turbidity with a milky appearance.





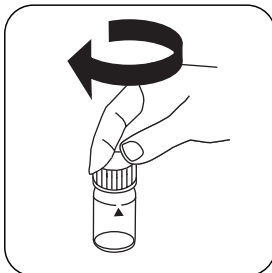
## Determination of Sulphate with Tablet

Select the method on the device.

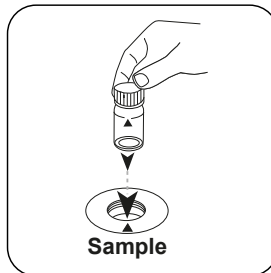
For this method, a ZERO measurement does not have to be carried out every time on the following devices: XD 7000, XD 7500




Fill 24 mm vial with **10 mL sample**.



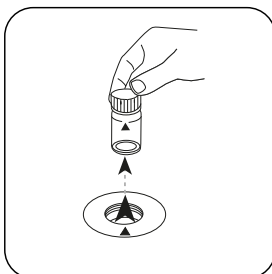
Close vial(s).



Place **sample vial** in the sample chamber. Pay attention to the positioning.

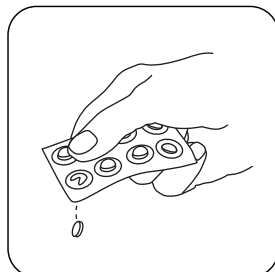


Press the **ZERO** button.

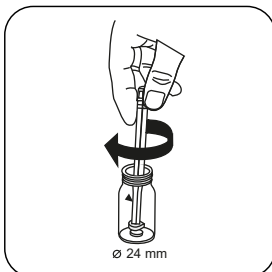


Remove the vial from the sample chamber.

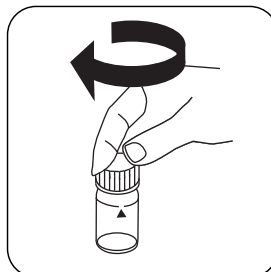
For devices that require **no ZERO measurement**, start here.



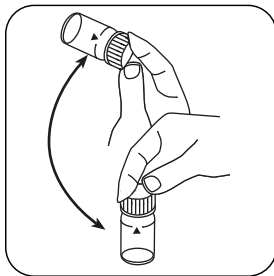
Add **SULFATE T tablet**.



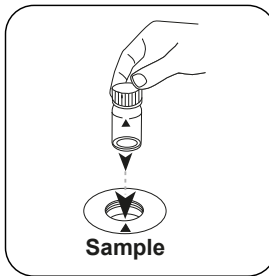
Crush tablet(s) by rotating slightly.



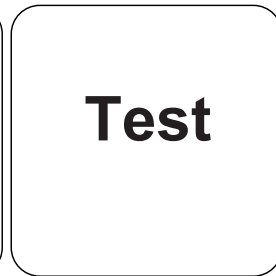
Close vial(s).



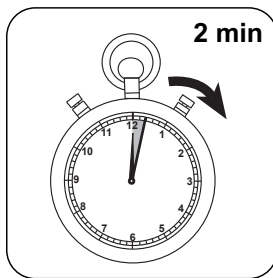
Dissolve tablet(s) by inverting.



Place **sample vial** in the sample chamber. Pay attention to the positioning.



Press the **TEST** (XD: **START**) button.



Wait for **2 minute(s) reaction time**.

Once the reaction period is finished, the measurement takes place automatically. The result in mg/L Sulphate appears on the display.



## Chemical Method

Bariumsulphate Turbidity

## Appendix

### Calibration function for 3rd-party photometers

$$\text{Conc.} = a + b \cdot \text{Abs} + c \cdot \text{Abs}^2 + d \cdot \text{Abs}^3 + e \cdot \text{Abs}^4 + f \cdot \text{Abs}^5$$

	∅ 24 mm	□ 10 mm
a	$3.70245 \cdot 10^0$	$3.70245 \cdot 10^0$
b	$1.39439 \cdot 10^{+2}$	$2.99793 \cdot 10^{+2}$
c		
d		
e		
f		

#### Derived from

DIN ISO 15923-1 D49