

Sulphite**561700360****25 - 150 mg/L Na₂SO₃****Material**

Reagents	Packaging Unit	Part Number
Sulphite Indicator S1	Powder / 40 g	56P018640
Sulphite Titrant S2	65 mL	56L018765

The following accessories are required.

Accessories	Packaging Unit	Part Number
Syringe, plastic, 20 mL	1 pc.	56A006501
Titration jar with cap, plastic, 60 mL	1 pc.	56A006701

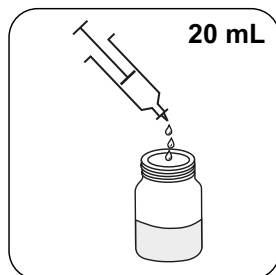
Application List

- Cooling Water
- Boiler Water

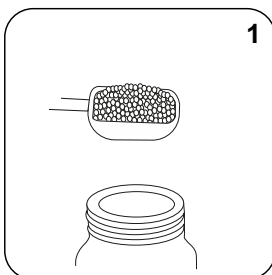
Notes

1. Colours may vary depending on sample and test conditions.
2. Catalysed sulphite reacts quickly with atmospheric oxygen when hot, so the sample should be cooled during collection with the minimum of contact with air. It should be tested immediately after it has cooled. Care should be taken when obtaining samples.
3. Ignore any undissolved material after powder/tablet addition.
4. For concentrations of sodium sulphite above 150 mg/L take a 10 mL sample and use a factor of 10 (i.e. each drop of **Sulphite Titrant S2** used = 10mg/ L Na₂SO₃).
5. Sulphite reserve may be expressed in different ways. To convert readings from sodium sulphite multiply the result obtained by the following factors.
Sodium sulphite to sodium metabisulphite x 0.8
Sodium sulphite to sulphite x 0.63

Determination of Sodium sulphite in boiler water



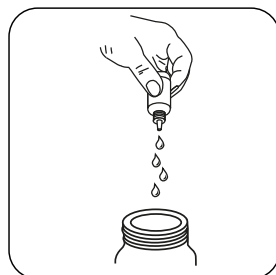
Fill the jar with **20 mL** of the cooled sample.



Add **1 measuring scoop(s) Sulphite Indicator S1**.




Swirl to mix.



Attention! Record the number of drops that will be added.

Note: Make sure to swirl the jar after adding each drop!



Add **Sulphite Titrant S2** drop by drop to the sample until colouration turns from **colourless to blue**.

Calculate test result: Sulphite (as Na_2SO_3) mg/L = Number of drops x 5