

Quaternary Ammonium Compounds**56I700350****60 - 2000 mg/L CTAB****Material**

Reagents	Packaging Unit	Part Number
QAC Indicator QA1	65 mL	56L018265
QAC Buffer QA2	65 mL	56L018365
QAC Titrant QA3	65 mL	56L718465

The following accessories are required.

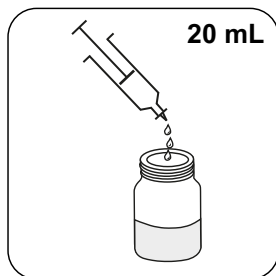
Accessories	Packaging Unit	Part Number
Syringe, plastic, 20 mL	1 pc.	56A006501
Titration jar with cap, plastic, 60 mL	1 pc.	56A006701

Application List

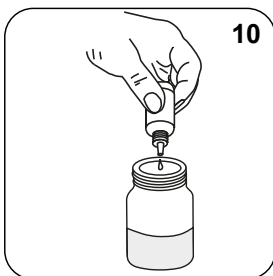
- Cooling Water

Notes


1. Colours may vary depending on sample and test conditions.
2. CTAB = Cetyl Trimethyl Bromide



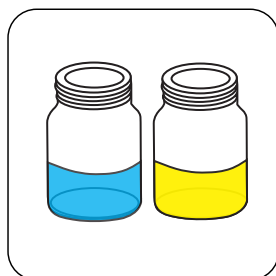
Fill the jar with **20 mL** of the sample.




Add **10 drops QAC Indicator QA1**.



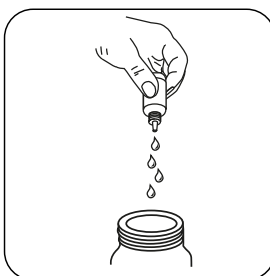
Swirl to mix.



The sample will turn **blue or yellow** (the pH value of the sample is decisive for the colour).



Add **x drops of QAC Buffer QA2** to give a **red/purple** colour.



Attention! Record the number of drops that will be added.

Note: Make sure to swirl the jar after adding each drop!



Add **QAC Titrant QA3** drop by drop to the sample until colouration turns from **red/purple** to **orange/yellow**.

Calculate test result: QAC (as CTAB) mg/L = Number of drops x 60