
Phosphate total LR TT
M317
0.07 - 3 mg/L P^{b)}
Phosphomolybdenum Blue

Instrument specific information

The test can be performed on the following devices. In addition, the required cuvette and the absorption range of the photometer are indicated.

Instrument Type	Cuvette	λ	Measuring Range
SpectroDirect, XD 7000, XD 7500	ø 16 mm	690 nm	0.07 - 3 mg/L P ^{b)}

Material

Required material (partly optional):

Reagents	Packaging Unit	Part Number
Phosphate-total LR/24	24 pc.	2419019

The following accessories are required.

Accessories	Packaging Unit	Part Number
Thermoreactor RD 125	1 pc.	2418940

Application List

- Waste Water Treatment
- Drinking Water Treatment
- Raw Water Treatment



Preparation

1. Strongly buffered samples or samples with extreme pH values should be adjusted to between pH 6 and pH 7 before the analysis (use 1 mol/l Sulphuric acid or 1 mol/l Sodium hydroxide).
2. Ortho-Phosphate ions react with the reagent to form an intense blue colour. Phosphate, which is found in organic and condensed, inorganic (meta-, pyro- and polyphosphate) forms, must therefore be converted into ortho-phosphate ions prior to analysis. The pretreatment of the sample with acid and heat creates the conditions for the hydrolysis of the condensed, inorganic forms. Organically bound phosphate can be converted into ortho-phosphate ions by heating with acid and Persulphate.

The amount of organically bound phosphate can be calculated:
 $\text{mg/L organic Phosphate} = \text{mg/L Phosphate, total} - \text{mg/L Phosphate, can be hydrolysed in acid.}$

Notes

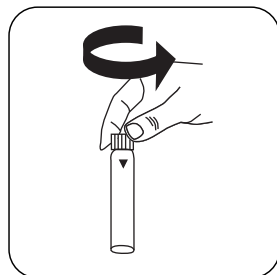
1. If a test is performed without digestion, only ortho-phosphates are recorded.



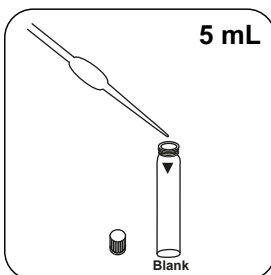
Determination of Phosphate, total LR with Vial Test

Select the method on the device.

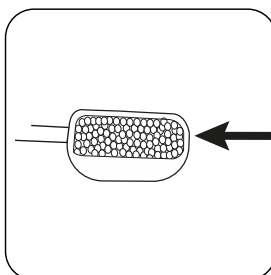
For this method, a ZERO measurement does not have to be carried out every time on the following devices: XD 7000, XD 7500



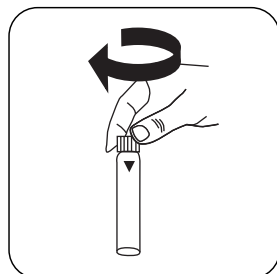
Open **digestion vial** .



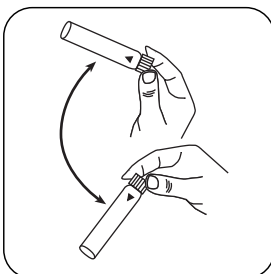
Put **5 mL sample** in the vial.



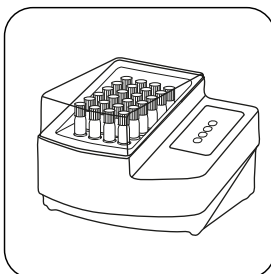
Add a level measuring scoop No. 4 (white) Phosphate-103 .



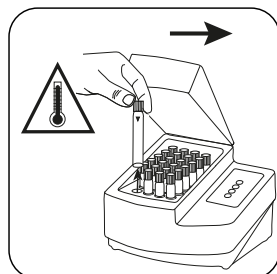
Close vial(s).



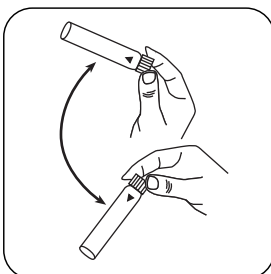
Invert several times to mix the contents.



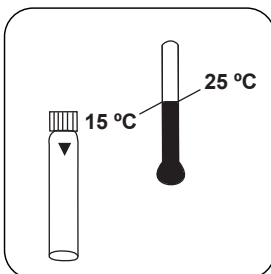
Seal the vials in the pre-heated thermoreactor for **30 minutes at 100 °C** .



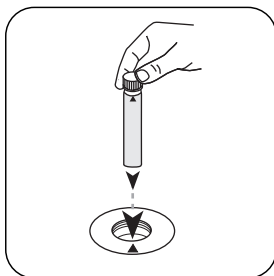
Remove the vial from the thermoreactor. (**Note: vial will be hot!**)




Invert several times to mix the contents.



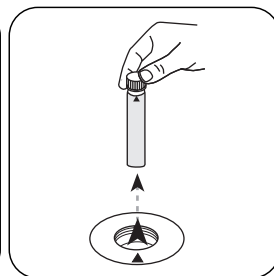
Allow the sample to cool to room temperature.



Place the supplied Zero vial (red sticker) in the sample chamber. • Pay attention to the positioning.

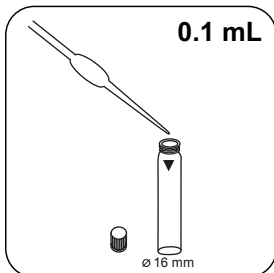


Zero

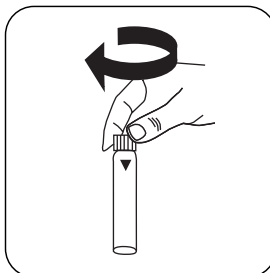


Remove **vial** from the sample chamber.

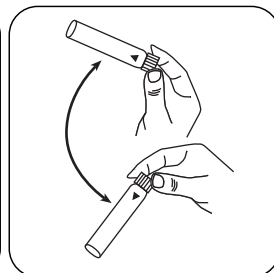
For devices that require **no ZERO measurement** , start here.



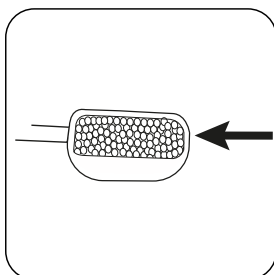
Add **0.1 mL (2 drops) Phosphate-101** to the digested sample.



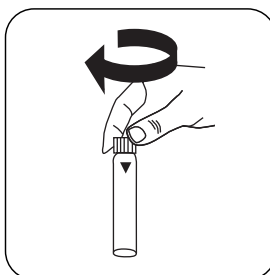
Close vial(s).




Invert several times to mix the contents.



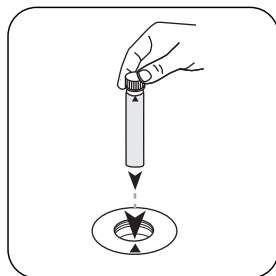
Add a level measuring scoop No. 4 (white) Phosphate-102 .



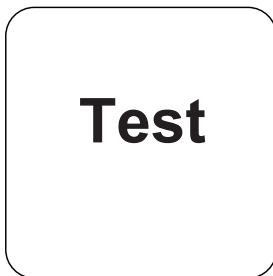
Close vial(s).



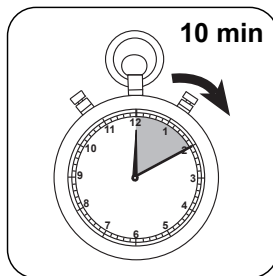
Dissolve the contents by shaking.



Place **sample vial** in the sample chamber. • Pay attention to the positioning.



Press the **TEST** (XD: **START**) button.



Wait for **10 minute(s) reaction time**.

Once the reaction period is finished, the measurement takes place automatically.

The result in mg/L total Phosphate appears on the display.

Analyses

The following table identifies the output values can be converted into other citation forms.

Unit	Cite form	Scale Factor
mg/l	P	1
mg/l	PO ₄ ³⁻	3.066177
mg/l	P ₂ O ₅	2.29137

Chemical Method

Phosphomolybdenum Blue

Appendix

Calibration function for 3rd-party photometers

Conc. = a + b•Abs + c•Abs² + d•Abs³ + e•Abs⁴ + f•Abs⁵


	ø 16 mm
a	-6.41247 • 10 ⁻²
b	4.92913 • 10 ⁺⁰
c	
d	
e	
f	

Interferences

Persistent Interferences

- Large amounts of unresolved solids can cause non-reproducible measurement results.

Interference	from / [mg/L]
Cu ²⁺	1
Ni ²⁺	10
Pb ²⁺	10
Fe ²⁺	100
Fe ³⁺	100



Interference	from / [mg/L]
Hg ²⁺	100
Hardness total	178,6 mmol/l (100 °dH)
NO ₂ ⁻	1
CrO ₄ ²⁻	10
p-PO ₄	10
S ²⁻	10
SiO ₂	10
CN ⁻	100
HCO ₃ ⁻	35,8 mmol/l (100 °dH)
Al ³⁺	500
Cr ³⁺	500
Cd ²⁺	1000
Mn ²⁺	1000
NH ₄ ⁺	1000
Zn ²⁺	1000
EDTA	100
Cl ⁻	1000
NO ₃ ⁻	1000
SO ₄ ²⁻	1000
SO ₃ ²⁻	1000

According to

ISO 6878-1-1986,
 DIN 38405 D11-4
 Standard Method 4500-P E
 US EPA 365.2

^{b)} Reactor is necessary for COD (150 °C), TOC (120 °C) and total -chromium, - phosphate, -nitrogen, (100 °C)