

Chloride T

M93

5 - 250 mg/L Cl⁻ ¹⁾

CL-2

Silver Nitrate / Turbidity

Instrument specific information

The test can be performed on the following devices. In addition, the required cuvette and the absorption range of the photometer are indicated.

Instrument Type	Cuvette	λ	Measuring Range
MD 100, MD 600	ø 24 mm	530 nm	5 - 250 mg/L Cl ⁻ ¹⁾

Material

Required material (partly optional):

Reagents	Packaging Unit	Part Number
Chloride T1	Tablet / 100	515910BT
Chloride T1	Tablet / 250	515911BT
Chloride T2	Tablet / 100	515920BT
Chloride T2	Tablet / 250	515921BT
Set Chloride T1/T 2 100 Pc.#	100 each	517741BT
Set Chloride T1/T 2 250 Pc.#	250 each	517742BT
ValidCheck DW Anions Multistandard Cl ⁻ /NO ₃ ⁻ / PO ₄ ³⁻ /SO ₄ ²⁻	1 pc.	48399312

The following accessories are required.

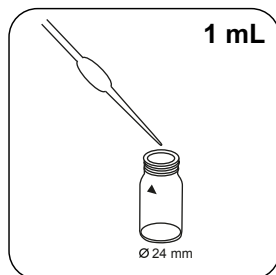
Accessories	Packaging Unit	Part Number
Pipette, 1000 µl	1 pc.	365045
Pipette tips, 0,1-1 ml (white), 1000 pc.	1 pc.	419073

Application List

- Waste Water Treatment
- Cooling Water
- Drinking Water Treatment
- Raw Water Treatment
- Galvanization

Determination of Chloride with Tablet

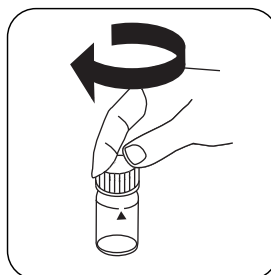
Select the method on the device.



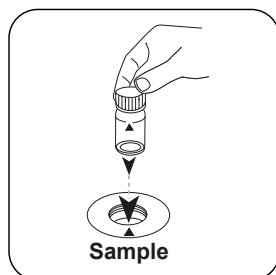
Put **1 mL sample** in the vial.




Fill up vial with **deionised water** to the **10 mL mark**.



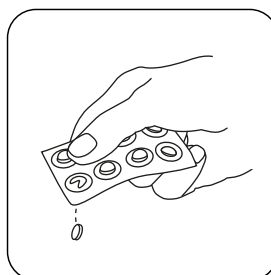
Close vial(s).



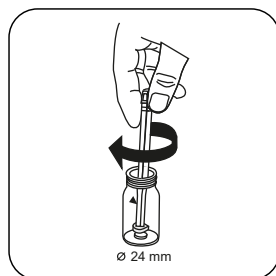
Place **sample vial** in the sample chamber. Pay attention to the positioning.



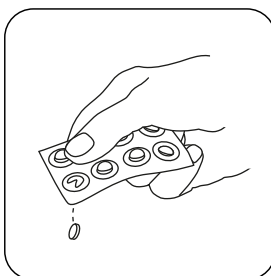
Press the **ZERO** button.



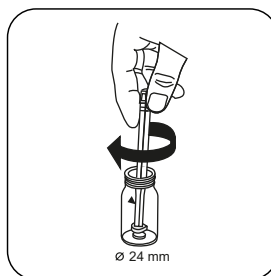
Add **CHLORIDE T1 tablet**.



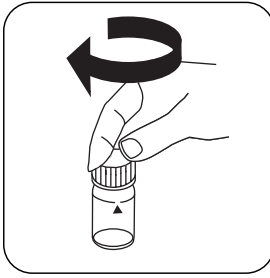
Crush tablet(s) by rotating slightly and dissolve.



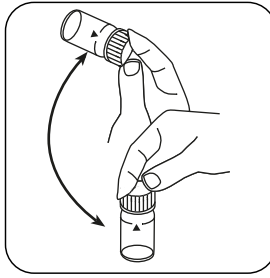
Add **CHLORIDE T2 tablet**.



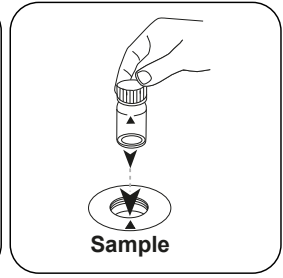
Crush tablet(s) by rotating slightly.



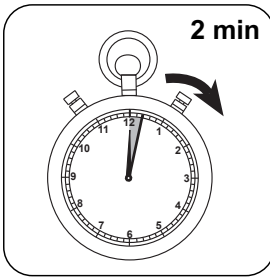
Close vial(s).



Dissolve tablet(s) by inverting.

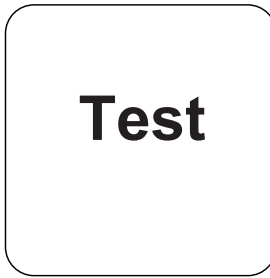


Place **sample vial** in the sample chamber. Pay attention to the positioning.



Wait for **2 minute(s) reaction time**.

The result in mg/L Chloride appears on the display.



Press the **TEST (XD: START)** button.

Chemical Method

Silver Nitrate / Turbidity

¹⁾ high range by dilution | ²⁾ including stirring rod, 10 cm