

Hydrogen Peroxide test strips**Strips H2O2
0.5-100****0.5 - 100 mg/L H₂O₂****Material**

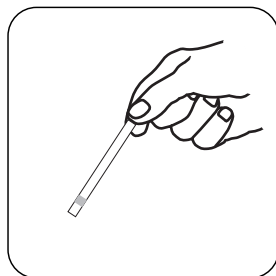
| Reagentes | Unidade de Embalagem | Código do Produto |
|--|-----------------------------|--------------------------|
| tiras de teste de peróxido de hidrogénio | 1 pc. | 56S000850 |

Lista de Aplicações


- Água de Refrigeração
- Controle de Desinfecção

Notas


1. Store in cool, dry place (below 32°C) and away from direct sunlight.
2. When handling test strips, make sure to touch them with your fingers only at the end of the test strip. The pads must not come into contact with the fingers.
3. The test strips must be stored in the closed packaging.
4. Similar colour development may occur if other oxidizing agents, such as Free Chlorine, are present in the sample.



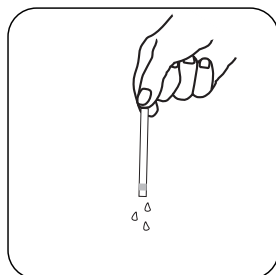
Remova uma tira de teste da embalagem. Segure a ponta da tira de teste entre o dedo indicador e o polegar.



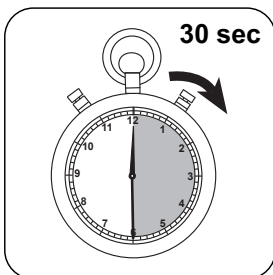
Mergulhar a tira de teste na solução a testar de modo a que a almofada fique completamente imersa.



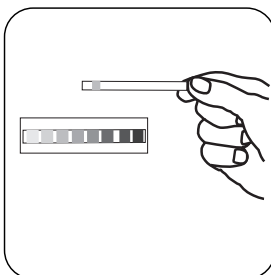
Manter a tira-teste imersa na amostra de água durante 2 segundos sem a mover.



Sacudir o excesso de líquido.



Aguardar **30 segundos de tempo de reação.**



Ler o resultado na escala de cores.